

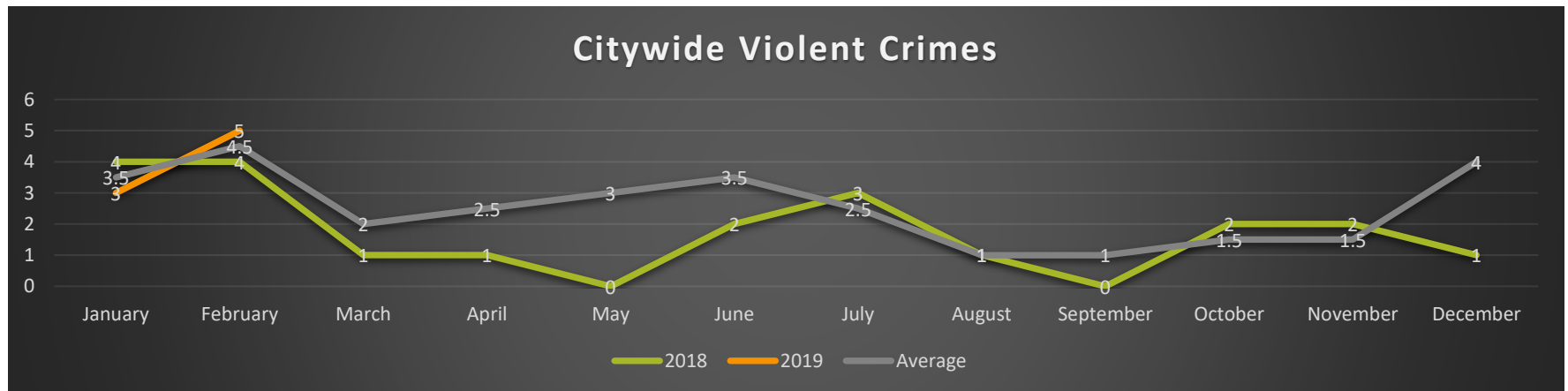
**Elgin Police Department**  
**February – 2019**  
**Monthly Report**



# Elgin Police Department

## Citywide Monthly Crime Reports - February 2019

Violent Crime										
Offense Category	MTD	MTD LM	MTD %	MTD LY	MTD % LY	YTD	YTD LY	YTD % LY	CR YTD	CR YTD%
Homicide	0	0	nc	0	nc	0	0	nc	0	0%
Rape/Sexual Assault	2	1	nc	1	100%	3	1	200%	0	0%
Business Robbery	0	1	-100%	1	nc	1	2	-50%	1	100%
Individual Robbery	2	1	100%	0	200%	3	0	300%	3	100%
Agg Assault - No FV	1	0	nc	0	100%	1	1	0%	1	100%
Agg Assault - FV	0	0	nc	2	-200%	0	4	-400%	0	100%
<b>Total</b>	<b>5</b>	<b>3</b>	<b>67%</b>	<b>4</b>	<b>25%</b>	<b>8</b>	<b>8</b>	<b>0%</b>	<b>5</b>	<b>63%</b>



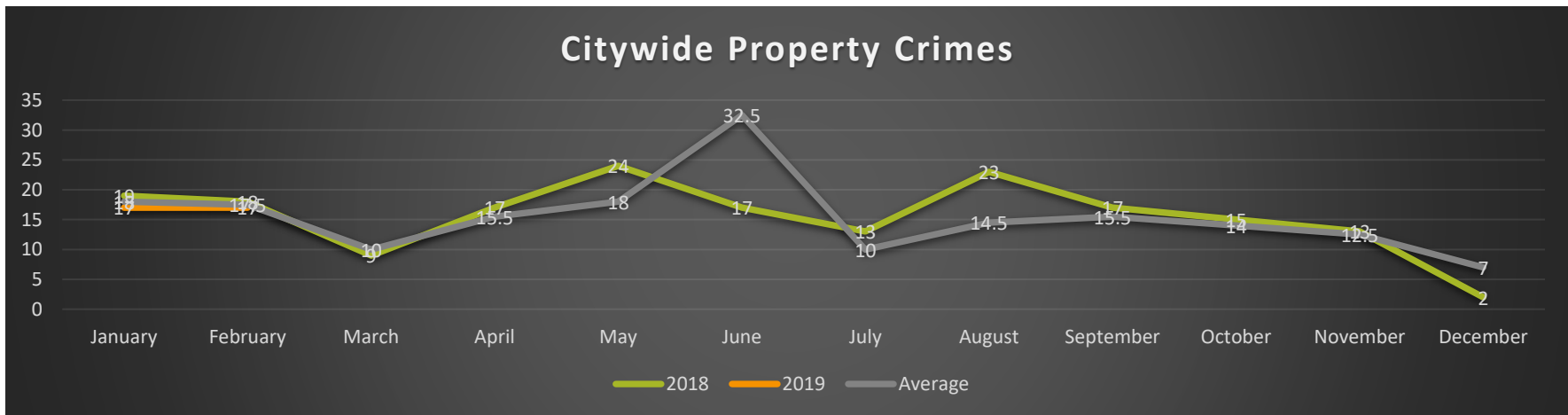


# Elgin Police Department

## Citywide Monthly Crime Reports - February 2019

### Property Crime

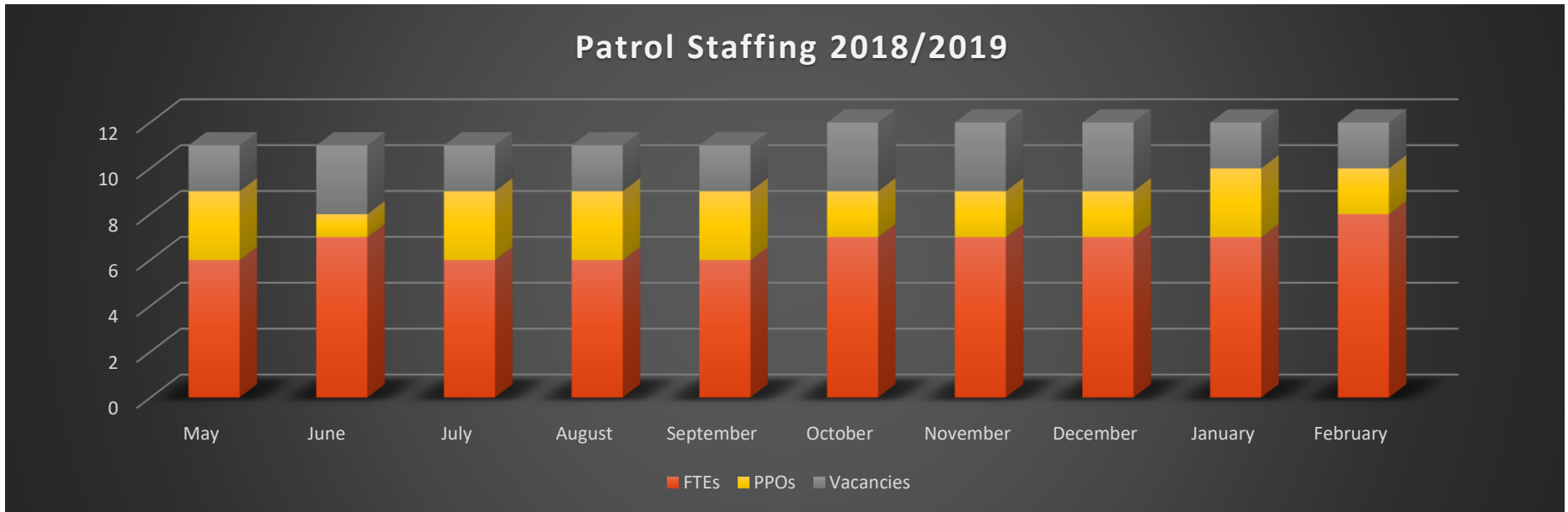
Offense Category	MTD	MTD LM	MTD %	MTD LY	MTD % LY	YTD	YTD LY	YTD % LY	CR YTD	CR YTD%
Burglary Non-Residence	1	1	nc	4	-75%	2	9	-78%	0	0%
Burglary Residence	3	3	nc	0	300%	6	2	200%	0	0%
Auto Theft	0	1	-100%	1	-100%	1	2	nc	0	0%
BOV	1	2	-100%	5	-80%	3	7	nc	0	0%
Other Theft	12	10	20%	7	71%	22	16	38%	0	0%
<b>Total</b>	<b>17</b>	<b>17</b>	<b>0%</b>	<b>17</b>	<b>0%</b>	<b>34</b>	<b>36</b>	<b>-6%</b>	<b>0</b>	<b>0%</b>





# Elgin Police Department

## Patrol Staffing – 2018/2019

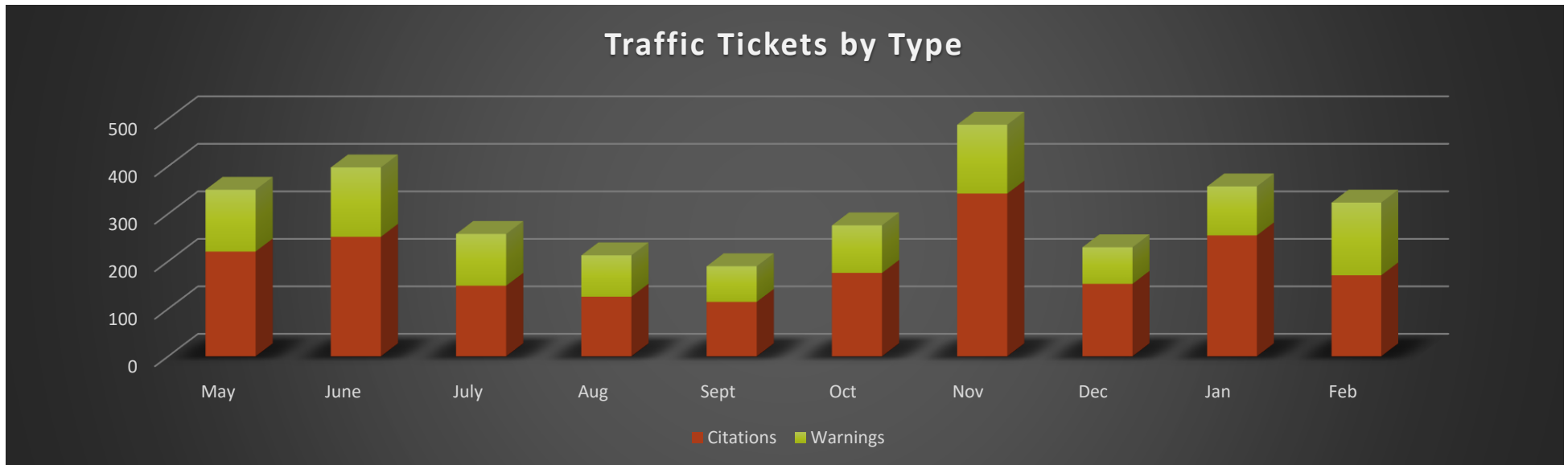


	Authorized	Open (Vacant)	Current	Actual % Vacant
February	12	2	10	17%
January	12	2	10	17%
December	12	3	9	25%
November	12	3	9	25%
October	12	3	9	25%
September	11	2	9	18%



# Elgin Police Department

## Citywide Monthly Traffic Tickets – Year to Date 2019 (Violations)



	Jan	Feb	March	April	May	June	July	Aug	Sept	Oct	Nov	Dec	Jan	Feb
Citations	170	156	141	154	221	252	149	126	115	176	343	153	255	171
Warnings	132	114	69	123	130	146	109	87	75	100	145	77	103	153
Total	302	270	210	277	351	398	258	213	190	276	488	230	358	324

Note: 20% increase from 2018 during the same period. This data will differ from Racial Profiling Data (includes traffic stops and all other citations).



# Elgin Police Department

## Call Analysis – 2018/2019

	March	April	May	June	July	Aug	Sept	Oct	Nov	Dec	Jan	Feb	Ave
Dispatched calls	505	461	524	422	432	453	423	438	344	455	382	305	429
Self-Initiated	453	485	503	508	528	522	367	494	674	330	874	594	528
<b>Total Calls</b>	<b>958</b>	<b>946</b>	<b>1027</b>	<b>930</b>	<b>960</b>	<b>975</b>	<b>790</b>	<b>932</b>	<b>1018</b>	<b>785</b>	<b>1256</b>	<b>899</b>	<b>956</b>

Total Time	20,620	40,537	22,844	18,068	22,182	27,004	22,151	32,908	37,485	28,124	30,908	19,060	26,824
Committed Time	46%	94%	51%	42%	50%	60%	51%	74%	87%	63%	69%	47%	61%

Goal for committed time = no more than 60%