

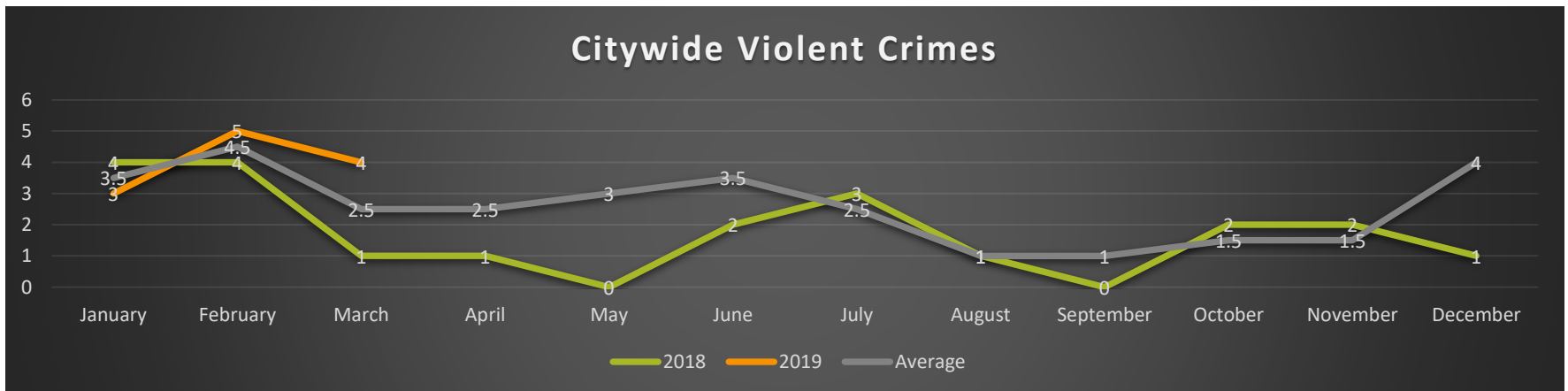
**Elgin Police Department**  
**March – 2019**  
**Monthly Report**



# Elgin Police Department

## Citywide Monthly Crime Reports - March 2019

Violent Crime										
Offense Category	MTD	MTD LM	MTD %	MTD LY	MTD % LY	YTD	YTD LY	YTD % LY	CR YTD	CR YTD%
Homicide	0	0	nc	0	nc	0	0	nc	0	0%
Rape/Sexual Assault	2	2	nc	0	200%	5	1	400%	1	20%
Business Robbery	0	0	nc	0	nc	1	2	-50%	1	100%
Individual Robbery	0	2	-200%	0	nc	3	0	300%	3	100%
Agg Assault - No FV	1	1	nc	1	nc	2	2	nc	2	100%
Agg Assault - FV	1	0	100%	0	100%	1	4	-300%	1	100%
<b>Total</b>	<b>4</b>	<b>5</b>	<b>-20%</b>	<b>1</b>	<b>300%</b>	<b>12</b>	<b>9</b>	<b>33%</b>	<b>8</b>	<b>67%</b>



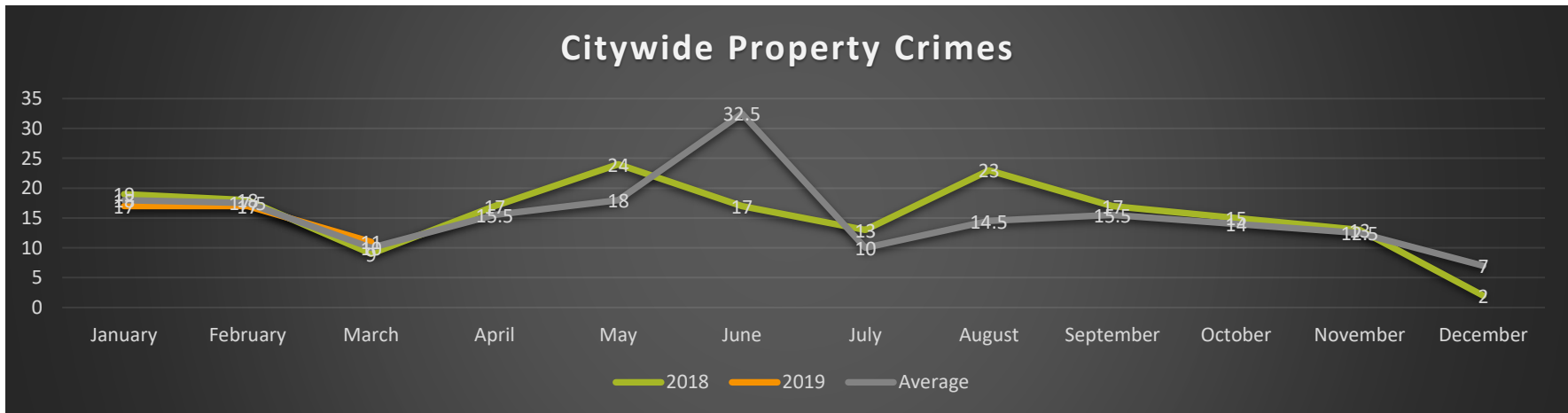


# Elgin Police Department

## Citywide Monthly Crime Reports - March 2019

### Property Crime

Offense Category	MTD	MTD LM	MTD %	MTD LY	MTD % LY	YTD	YTD LY	YTD % LY	CR YTD	CR YTD%
Burglary Non-Residence	2	1	100%	1	100%	4	10	-60%	0	0%
Burglary Residence	0	3	nc	3	-300%	6	5	20%	3	50%
Auto Theft	0	0	nc	1	-100%	1	3	-67%	1	100%
BOV	0	1	-100%	1	-100%	3	8	-63%	0	0%
Other Theft	9	12	-25%	3	200%	31	19	63%	17	55%
<b>Total</b>	<b>11</b>	<b>17</b>	<b>-35%</b>	<b>9</b>	<b>22%</b>	<b>45</b>	<b>45</b>	<b>0%</b>	<b>21</b>	<b>47%</b>

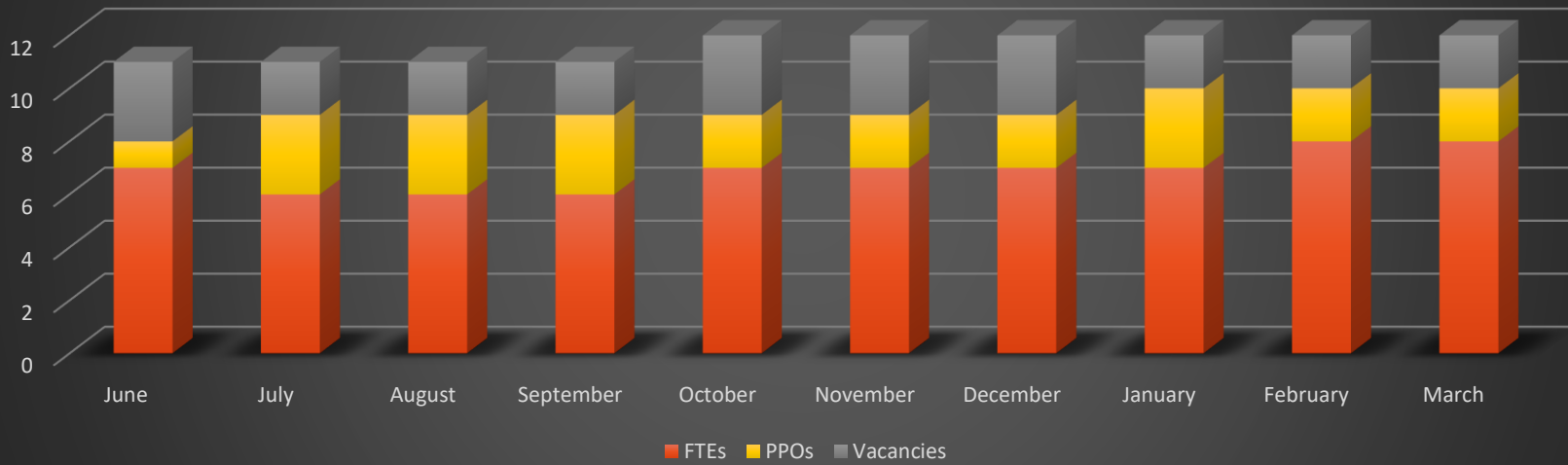




# Elgin Police Department

## Patrol Staffing – 2018/2019

### Patrol Staffing 2018/2019

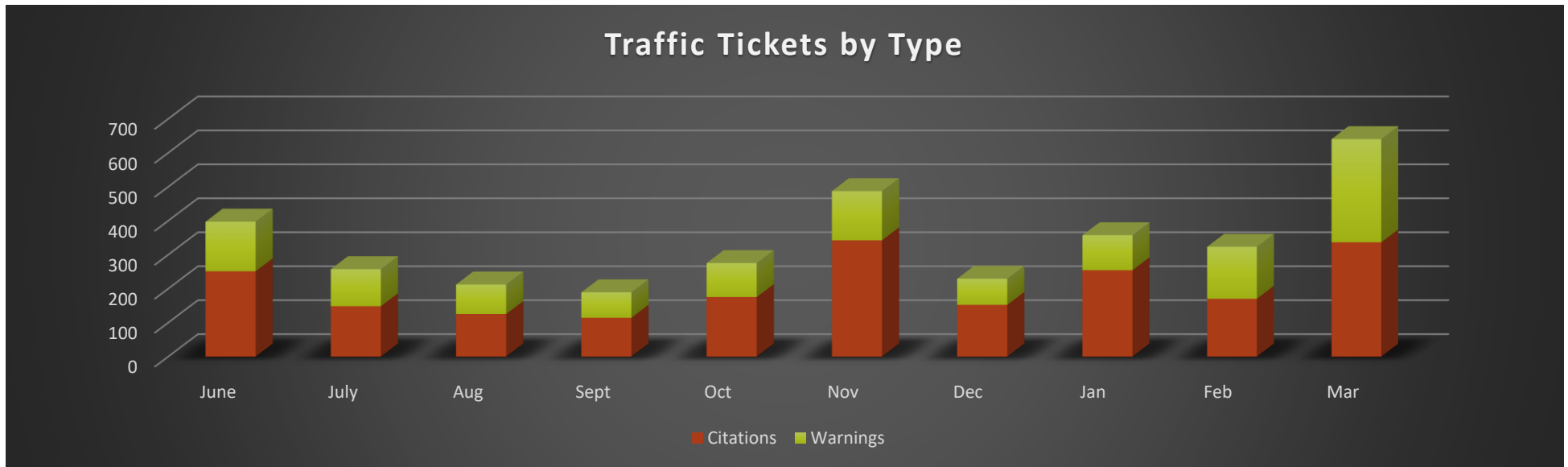


	Authorized	Open (Vacant)	Current	Actual % Vacant
March	12	2	10	17%
February	12	2	10	17%
January	12	2	10	17%
December	12	3	9	25%
November	12	3	9	25%
October	12	3	9	25%



# Elgin Police Department

## Citywide Monthly Traffic Tickets – Year to Date 2019 (Violations)



Jan	Feb	Mar	2019	2018
255	171	337	763	467
103	153	304	560	315
358	324	641	1323	782

Note: 69% increase from 2018 during the same period. This data will differ from Racial Profiling Data (includes traffic stops and all other citations).



# Elgin Police Department

## Call Analysis – 2018/2019

	Jan	Feb	March	April	May	June	July	Aug	Sept	Oct	Nov	Dec	Jan	Feb	Mar	Ave
Dispatched calls	426	392	505	461	524	422	432	453	423	438	344	455	382	305	386	423
Self-Initiated calls	442	458	453	485	503	508	528	522	367	494	674	330	874	594	941	545
<b>Total Calls</b>	<b>868</b>	<b>850</b>	<b>958</b>	<b>946</b>	<b>1027</b>	<b>930</b>	<b>960</b>	<b>975</b>	<b>790</b>	<b>932</b>	<b>1018</b>	<b>785</b>	<b>1256</b>	<b>899</b>	<b>1327</b>	<b>968</b>
																Ave
Total Time on Calls	18,024	30,488	20,620	40,537	22,844	18,068	22,182	27,004	22,151	32,908	37,485	28,124	30,908	19,060	25,924	26,422
Committed Time	40%	76%	46%	94%	51%	42%	50%	60%	51%	74%	87%	63%	69%	47%	58%	60%

Goal for committed time = no more than 60%