

Elgin Police Department
June – 2018
Monthly Report

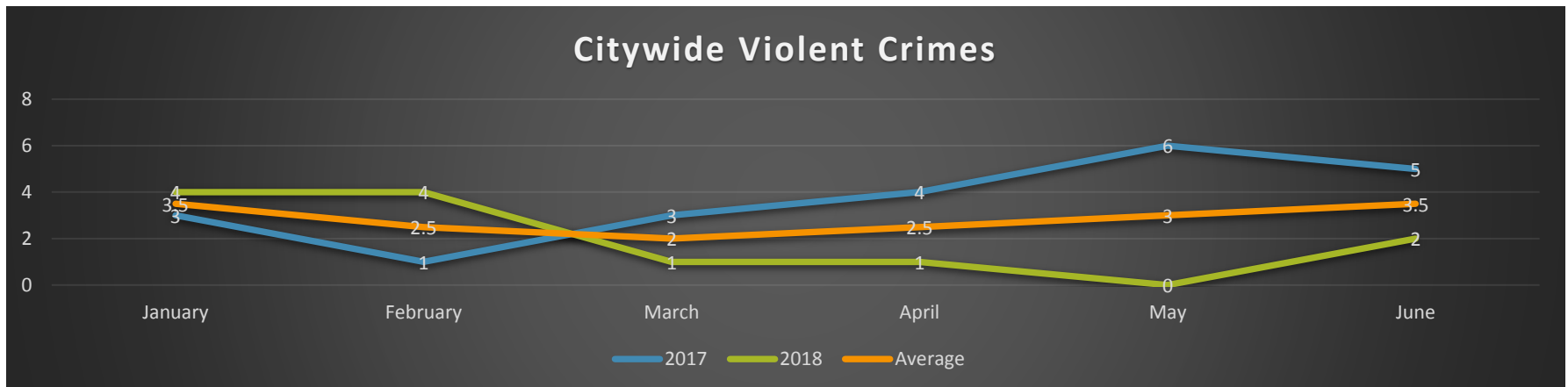


Elgin Police Department

Citywide Monthly Crime Reports - June 2018

Violent Crime

Offense Category	MTD	MTD LM	MTD %	MTD LY	MTD % LY	YTD	YTD LY	YTD % LY	CR YTD	CR YTD%
Homicide	1	0	100%	0	100%	1	0	100%	1	100%
Rape/Sexual Assault	0	0	nc	0	nc	1	2	-50%	0	0%
Business Robbery	0	0	nc	0	nc	2	5	-60%	0	0%
Individual Robbery	1	0	100%	0	100%	1	2	-50%	1	100%
Agg Assault - No FV	0	0	nc	2	-200%	2	4	-50%	0	0%
Agg Assault - FV	0	0	nc	3	-300%	5	9	-44%	4	80%
Total	2	0	200%	5	-60%	12	22	-45%		



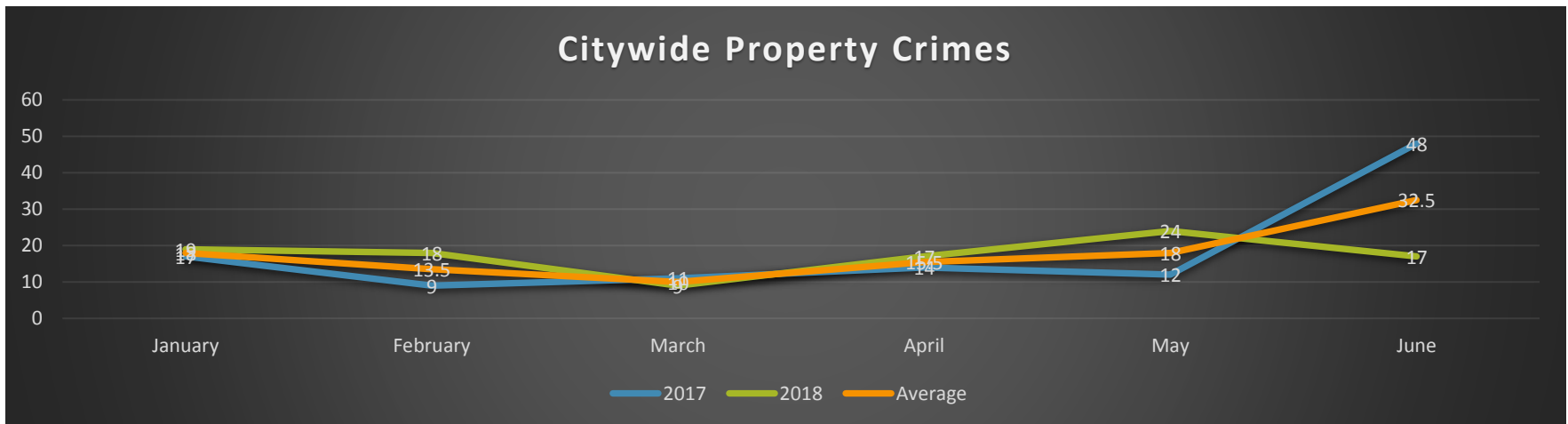


Elgin Police Department

Citywide Monthly Crime Reports - June 2018

Property Crime

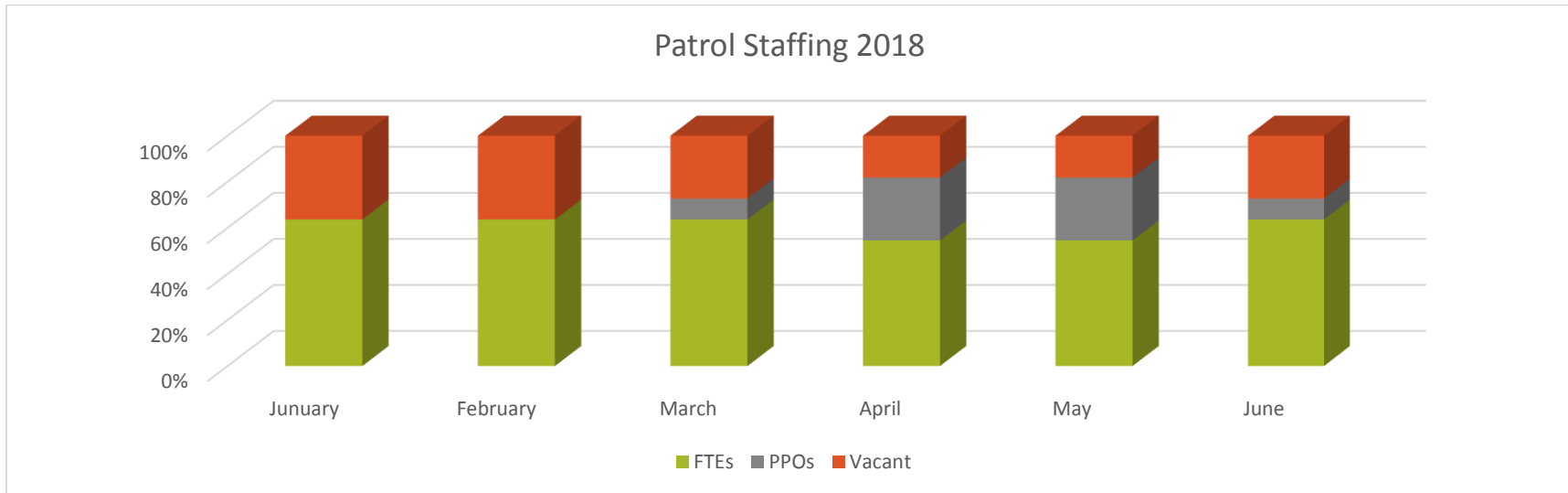
Offense Category	MTD	MTD LM	MTD %	MTD LY	MTD % LY	YTD	YTD LY	YTD % LY	CR YTD	CR YTD%
Burglary Non Residence	0	0	nc	0	nc	12	7	71%	1	8%
Burglary Residence	3	9	-67%	3	nc	18	18	nc	7	39%
Auto Theft	2	2	nc	2	nc	10	7	43%	7	70%
BOV	0	6	-600%	2	-200%	20	6	233%	1	5%
Other Theft	12	7	71%	41	-71%	44	73	-40%	9	20%
Total	17	24	-29%	48	-65%	104	111	-6%		





Elgin Police Department

Patrol Staffing - June 2018

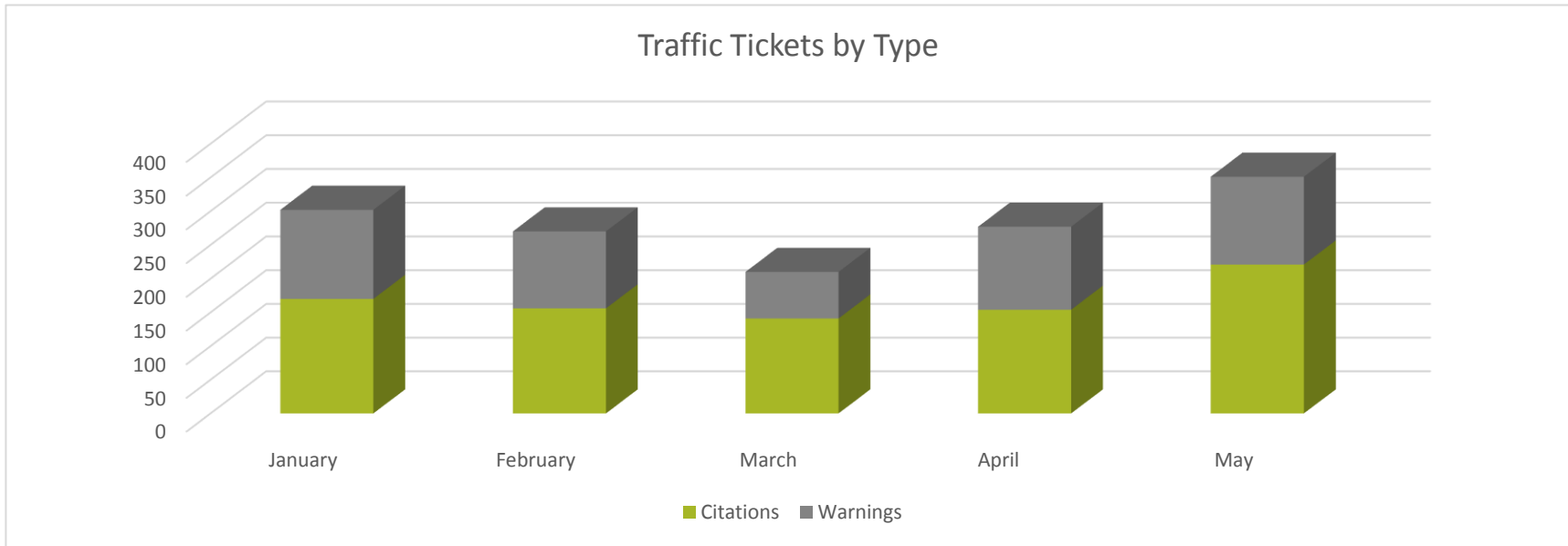


	Authorized	Open (Vacant)	Current	Actual % Vacant
June	11	3	8	27%
May	11	2	9	18%
April	11	2	9	18%
March	11	3	8	27%
February	11	4	7	36%
January	11	4	7	36%



Elgin Police Department

Citywide Monthly Traffic Tickets – Year to Date 2018 (Violations)



	Jan	Feb	March	April	May	June	2018	2017
Citations	170	156	141	154	221	252	1094	1583
Warnings	132	114	69	123	130	146	714	694
Total	302	270	210	277	351	398	1808	2277

Note: 21% decrease from 2017 during the same period.



Elgin Police Department

Call Analysis - June 2018

	Jan	Feb	March	April	May	June
Dispatched calls	426	392	505	461	524	422
Self-Initiated calls	442	458	453	485	503	508
Total Calls	868	850	958	946	1027	930

							Average
Total Time on Calls	18,024	30,488	20,620	40,537	22,844	18,068	25,097
Committed Time	40%	76%	46%	94%	51%	42%	58%

EPD # 1803302 - TERRY NELSON

